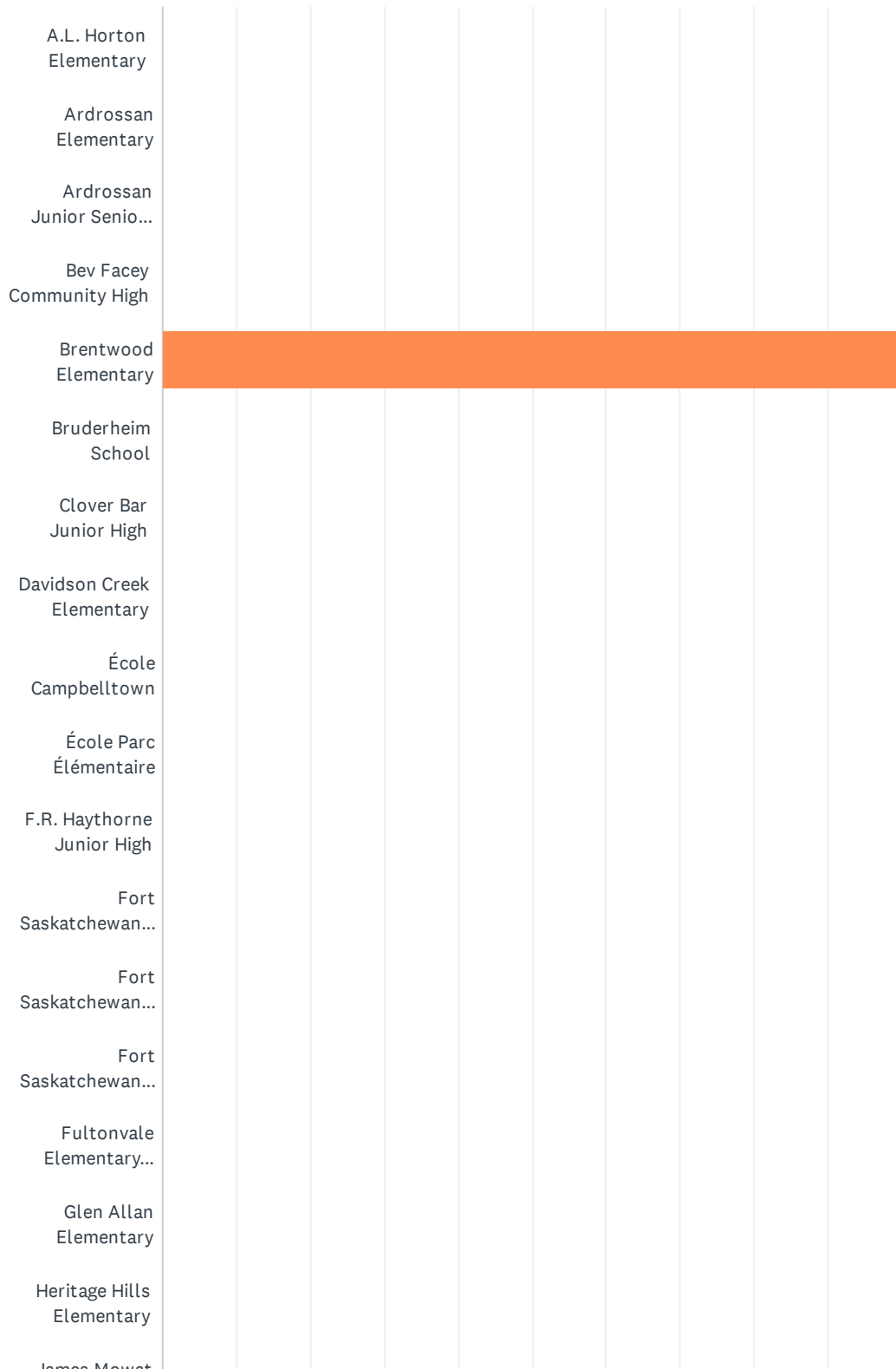


Q1 What school does your child currently attend? If you have more than one child attending an EIPS school or a child who attends classes at more than one EIPS school, complete this survey for each one.

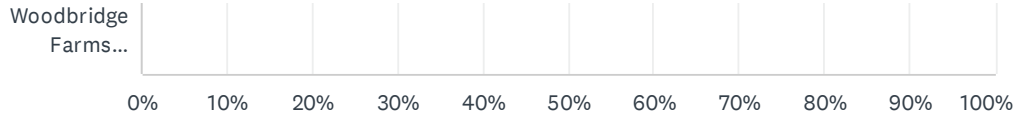
Answered: 57 Skipped: 0



2023-24 EIPS Annual Feedback Survey: For Parents and Caregivers

James Mowat Elementary										
Lakeland Ridge										
Lamont Elementary										
Lamont High										
Mills Haven Elementary										
Mundare School										
Next Step Fort Saskatchewan										
Next Step Sherwood Park										
Next Step Vegreville										
Pine Street Elementary										
Rudolph Hennig Junior High										
Salisbury Composite High										
Sherwood Heights Juni...										
SouthPointe School										
Strathcona Christian...										
Strathcona Christian...										
Uncas Elementary										
Vegreville Composite High										
Wes Hosford Elementary										
Westboro Elementary										
Win Ferguson Elementary										

2023-24 EIPS Annual Feedback Survey: For Parents and Caregivers



2023-24 EIPS Annual Feedback Survey: For Parents and Caregivers

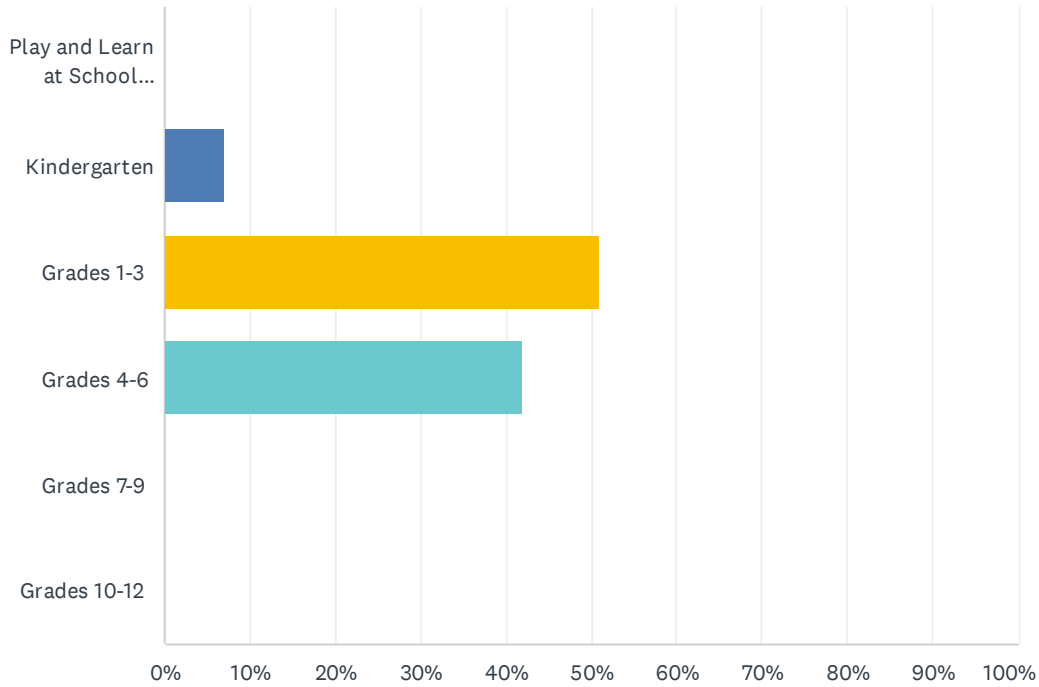
ANSWER CHOICES	RESPONSES	
A.L. Horton Elementary	0.00%	0
Ardrossan Elementary	0.00%	0
Ardrossan Junior Senior High	0.00%	0
Bev Facey Community High	0.00%	0
Brentwood Elementary	100.00%	57
Bruderheim School	0.00%	0
Clover Bar Junior High	0.00%	0
Davidson Creek Elementary	0.00%	0
École Campbelltown	0.00%	0
École Parc Élémentaire	0.00%	0
F.R. Haythorne Junior High	0.00%	0
Fort Saskatchewan Christian	0.00%	0
Fort Saskatchewan Elementary	0.00%	0
Fort Saskatchewan High	0.00%	0
Fultonvale Elementary Junior High	0.00%	0
Glen Allan Elementary	0.00%	0
Heritage Hills Elementary	0.00%	0
James Mowat Elementary	0.00%	0
Lakeland Ridge	0.00%	0
Lamont Elementary	0.00%	0
Lamont High	0.00%	0
Mills Haven Elementary	0.00%	0
Mundare School	0.00%	0
Next Step Fort Saskatchewan	0.00%	0
Next Step Sherwood Park	0.00%	0
Next Step Vegreville	0.00%	0
Pine Street Elementary	0.00%	0
Rudolph Hennig Junior High	0.00%	0
Salisbury Composite High	0.00%	0
Sherwood Heights Junior High	0.00%	0
SouthPointe School	0.00%	0
Strathcona Christian Academy Elementary	0.00%	0

2023-24 EIPS Annual Feedback Survey: For Parents and Caregivers

Strathcona Christian Academy Secondary	0.00%	0
Uncas Elementary	0.00%	0
Vegreville Composite High	0.00%	0
Wes Hosford Elementary	0.00%	0
Westboro Elementary	0.00%	0
Win Ferguson Elementary	0.00%	0
Woodbridge Farms Elementary	0.00%	0
TOTAL		57

Q2 What grade is your child currently in?

Answered: 57 Skipped: 0



ANSWER CHOICES	RESPONSES	
Play and Learn at School (PALS)	0.00%	0
Kindergarten	7.02%	4
Grades 1-3	50.88%	29
Grades 4-6	42.11%	24
Grades 7-9	0.00%	0
Grades 10-12	0.00%	0
TOTAL		57

Q3 As a result of being in the Play and Learn at School (PALS) program, my child's demonstrating growth in their development.

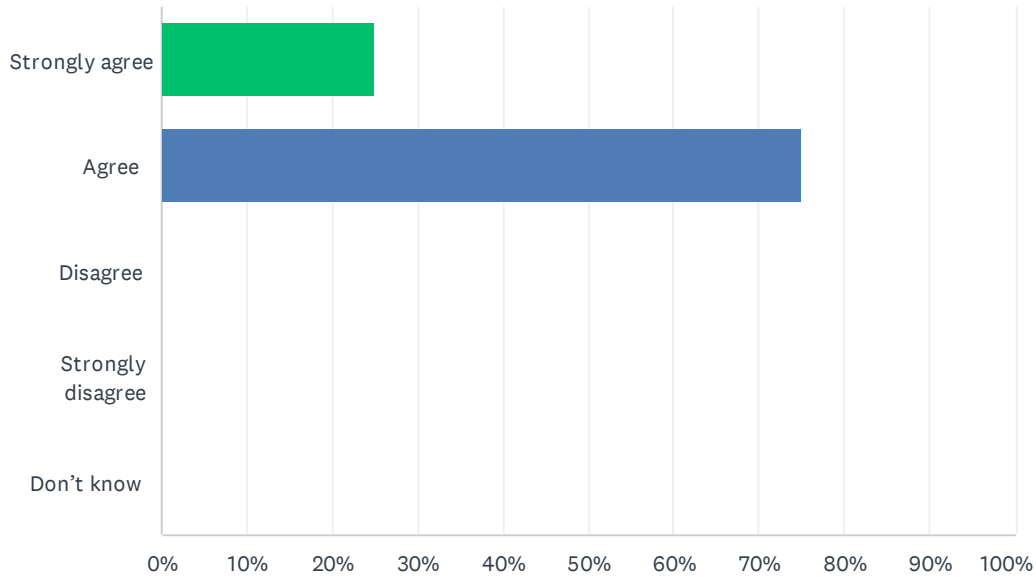
Answered: 0 Skipped: 57

 No matching responses.

ANSWER CHOICES	RESPONSES
Strongly agree	0.00% 0
Agree	0.00% 0
Disagree	0.00% 0
Strongly disagree	0.00% 0
Don't know	0.00% 0
TOTAL	0

Q4 As a result of being in the kindergarten program, my child's becoming ready to enter Grade 1.

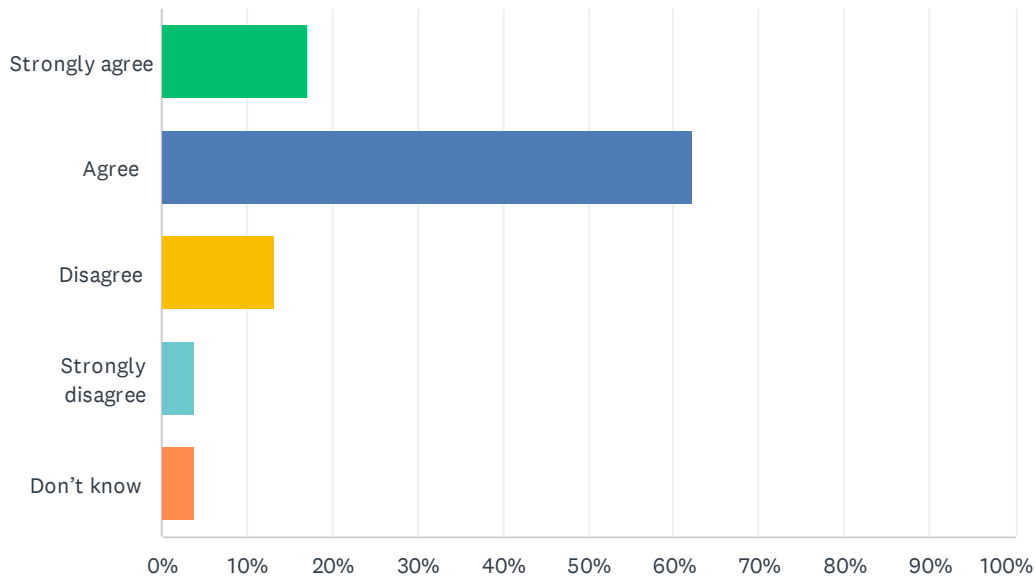
Answered: 4 Skipped: 53



ANSWER CHOICES	RESPONSES	
Strongly agree	25.00%	1
Agree	75.00%	3
Disagree	0.00%	0
Strongly disagree	0.00%	0
Don't know	0.00%	0
TOTAL		4

Q5 My child's individual needs are met.

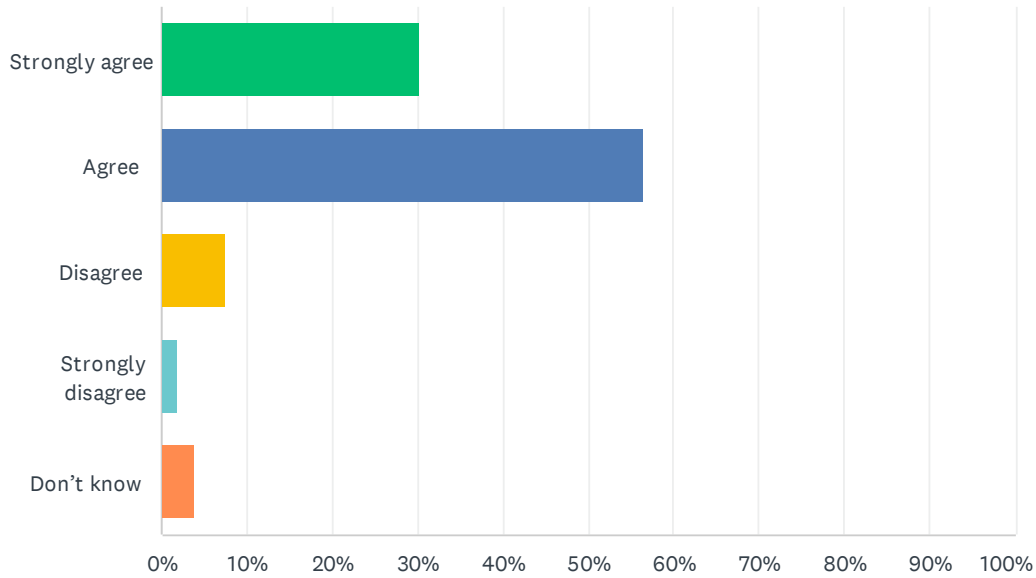
Answered: 53 Skipped: 4



ANSWER CHOICES	RESPONSES	
Strongly agree	16.98%	9
Agree	62.26%	33
Disagree	13.21%	7
Strongly disagree	3.77%	2
Don't know	3.77%	2
TOTAL		53

Q6 My child's encouraged to do their best.

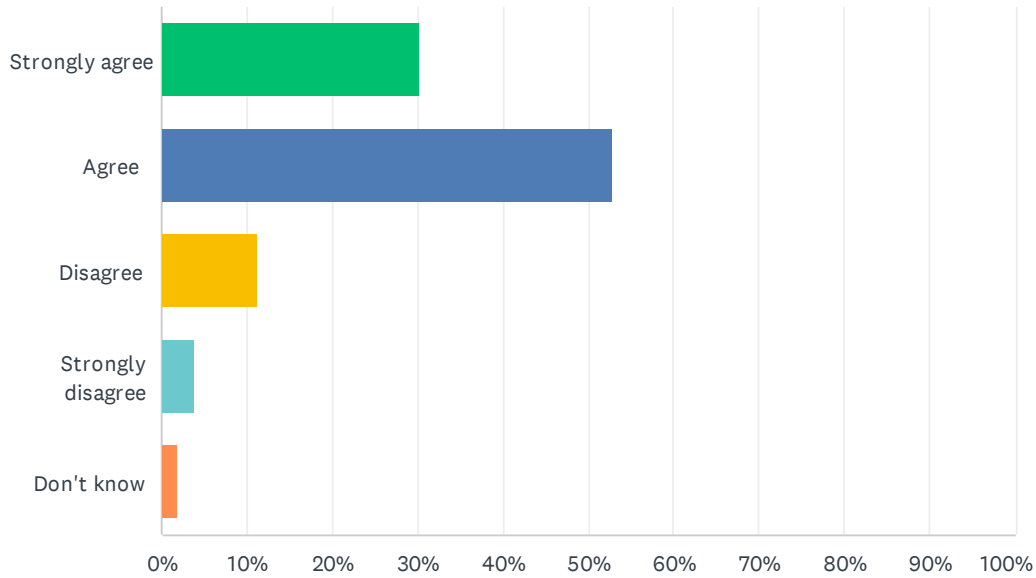
Answered: 53 Skipped: 4



ANSWER CHOICES	RESPONSES	
Strongly agree	30.19%	16
Agree	56.60%	30
Disagree	7.55%	4
Strongly disagree	1.89%	1
Don't know	3.77%	2
TOTAL		53

Q7 My child's demonstrating growth in literacy.

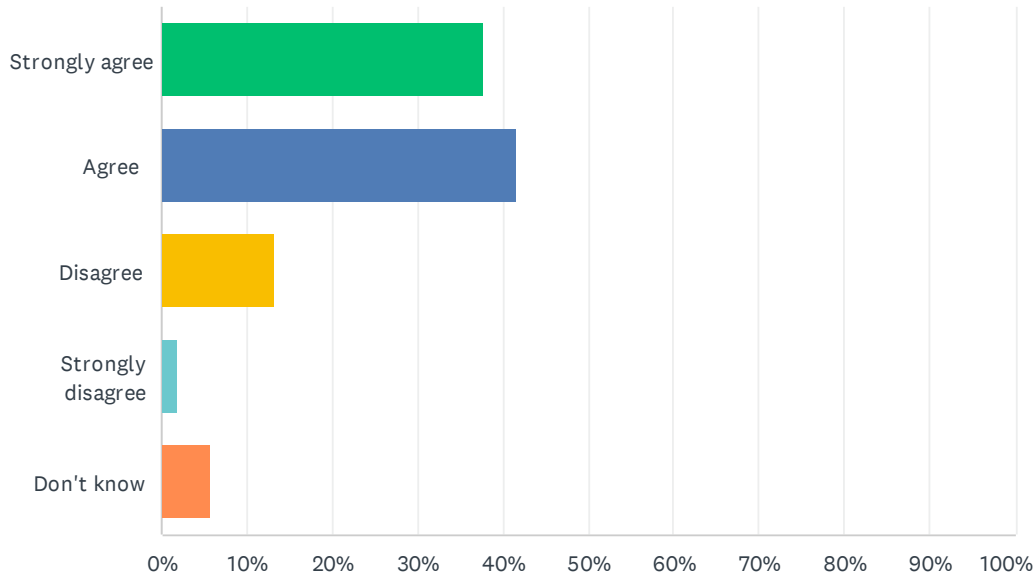
Answered: 53 Skipped: 4



ANSWER CHOICES	RESPONSES	
Strongly agree	30.19%	16
Agree	52.83%	28
Disagree	11.32%	6
Strongly disagree	3.77%	2
Don't know	1.89%	1
TOTAL		53

Q8 My child's demonstrating growth in numeracy.

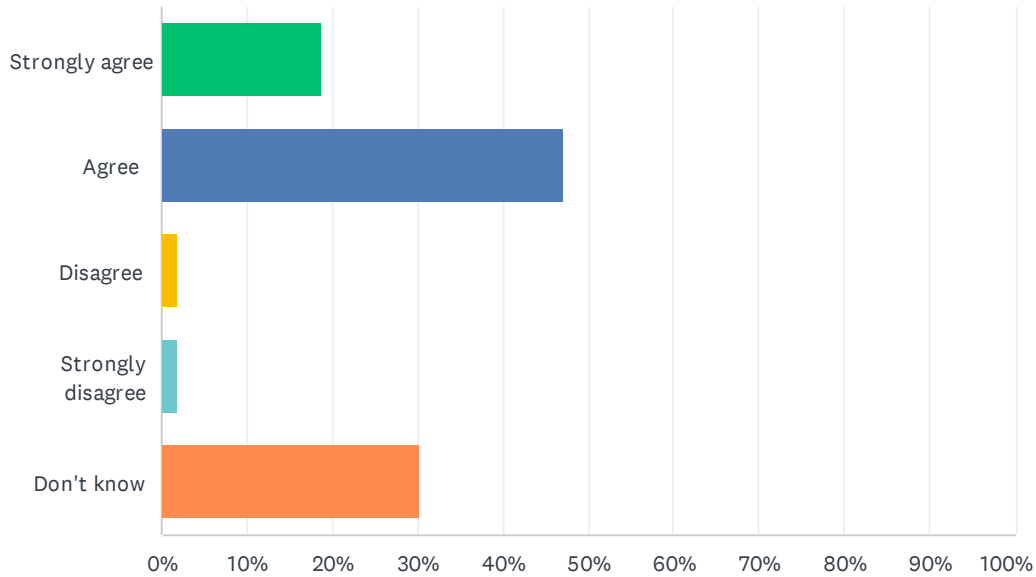
Answered: 53 Skipped: 4



ANSWER CHOICES	RESPONSES	
Strongly agree	37.74%	20
Agree	41.51%	22
Disagree	13.21%	7
Strongly disagree	1.89%	1
Don't know	5.66%	3
TOTAL		53

Q9 My child has an understanding of First Nations, Métis and Inuit culture and history.

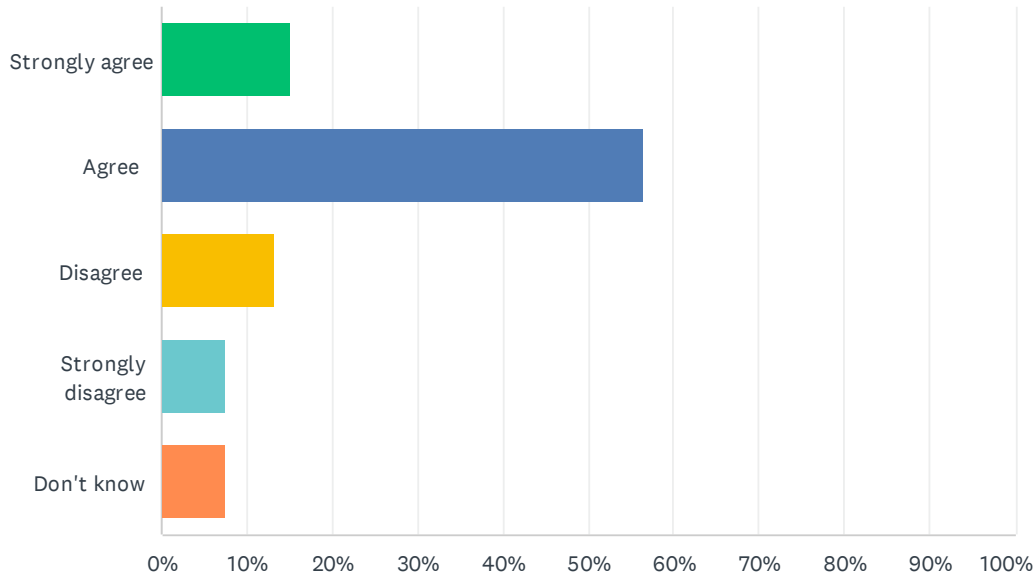
Answered: 53 Skipped: 4



ANSWER CHOICES	RESPONSES	
Strongly agree	18.87%	10
Agree	47.17%	25
Disagree	1.89%	1
Strongly disagree	1.89%	1
Don't know	30.19%	16
TOTAL		53

Q10 My child's learning the knowledge, skills and attitudes necessary to be successful in life.

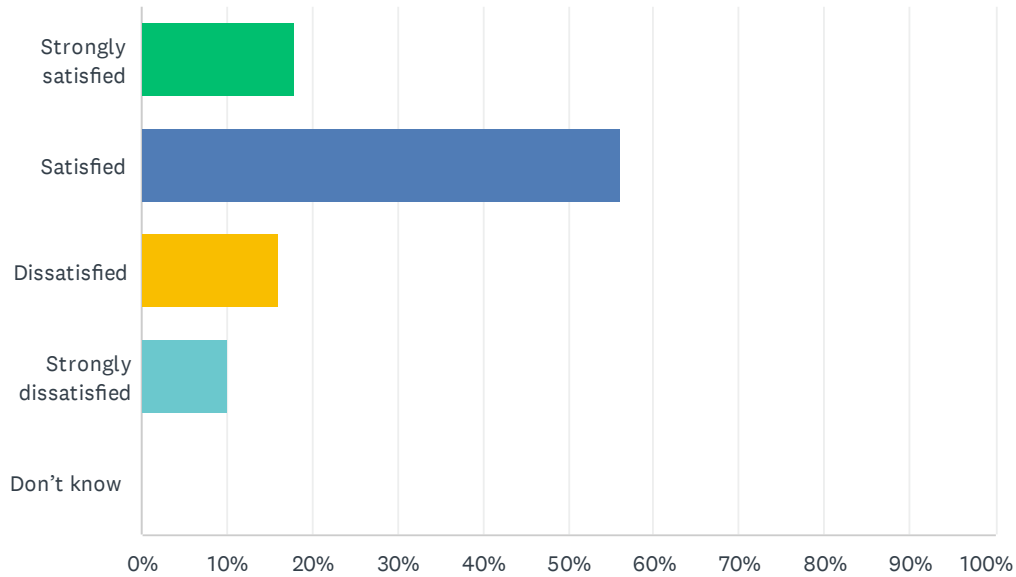
Answered: 53 Skipped: 4



ANSWER CHOICES	RESPONSES	
Strongly agree	15.09%	8
Agree	56.60%	30
Disagree	13.21%	7
Strongly disagree	7.55%	4
Don't know	7.55%	4
TOTAL		53

Q11 How satisfied are you with the quality of education your child's receiving at school?

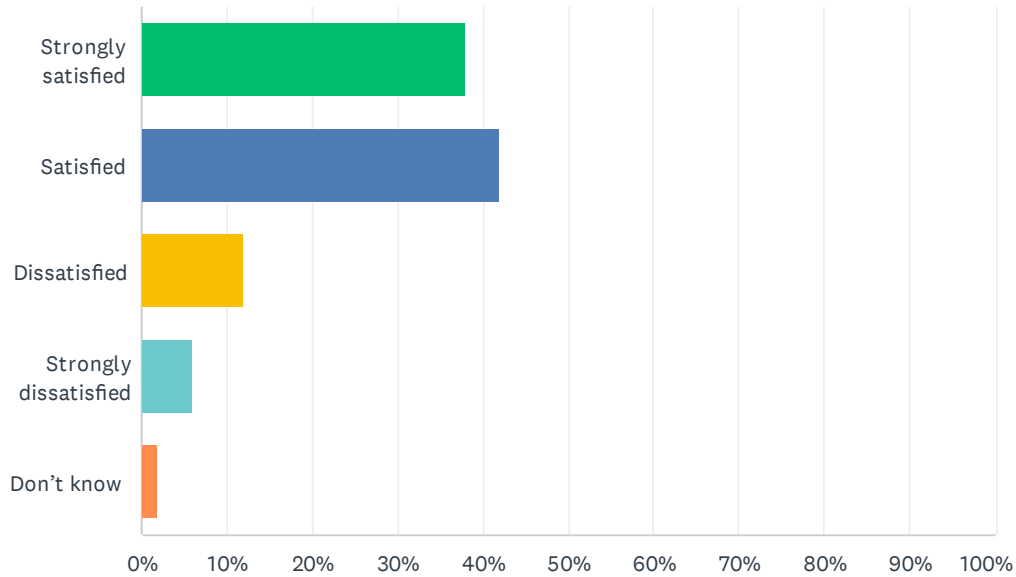
Answered: 50 Skipped: 7



ANSWER CHOICES	RESPONSES	
Strongly satisfied	18.00%	9
Satisfied	56.00%	28
Dissatisfied	16.00%	8
Strongly dissatisfied	10.00%	5
Don't know	0.00%	0
TOTAL		50

Q12 How satisfied are you with the quality of teaching at your child's school?

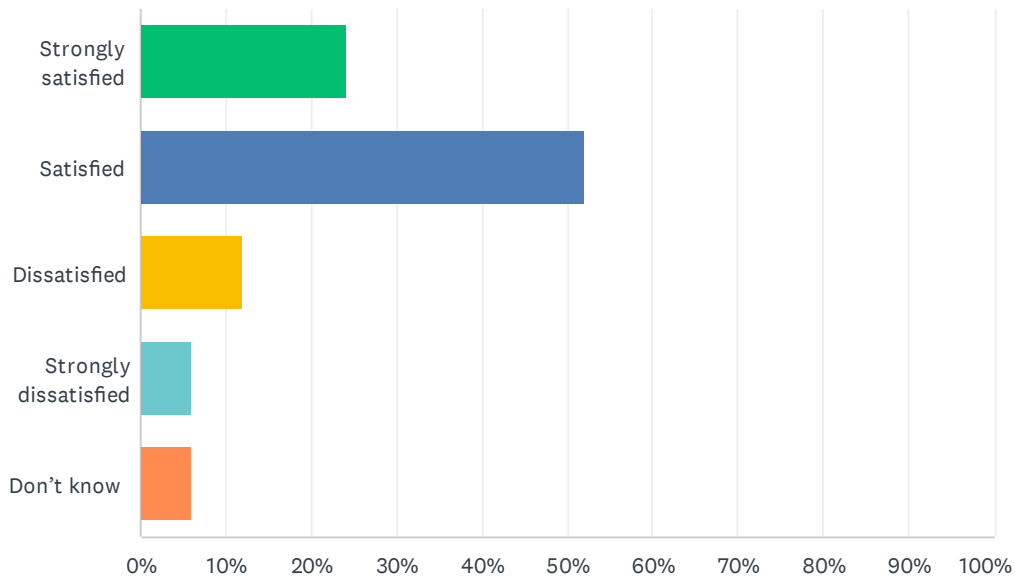
Answered: 50 Skipped: 7



ANSWER CHOICES	RESPONSES	
Strongly satisfied	38.00%	19
Satisfied	42.00%	21
Dissatisfied	12.00%	6
Strongly dissatisfied	6.00%	3
Don't know	2.00%	1
TOTAL		50

Q13 How satisfied are you with the leadership at your child's school?

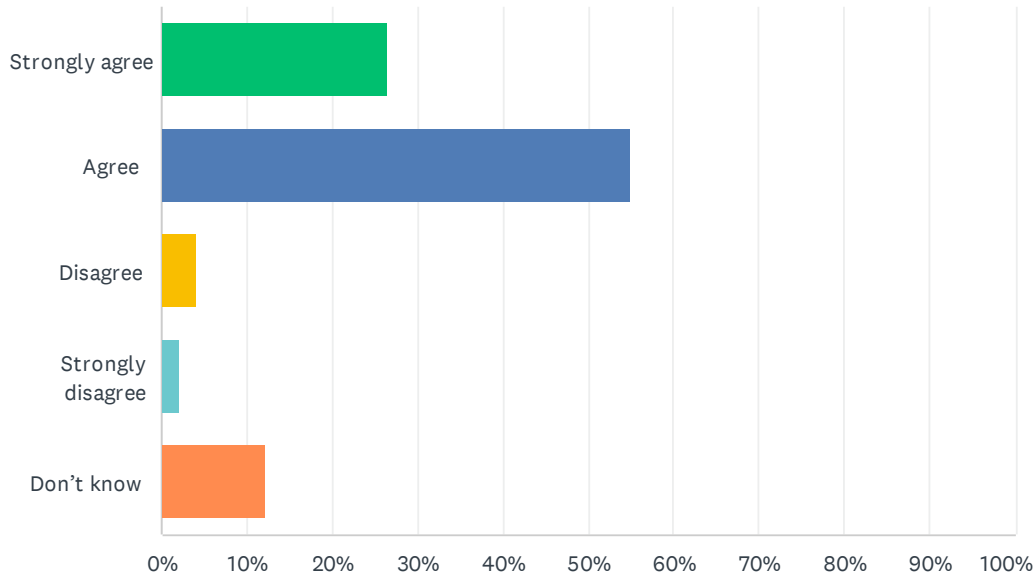
Answered: 50 Skipped: 7



ANSWER CHOICES	RESPONSES	
Strongly satisfied	24.00%	12
Satisfied	52.00%	26
Dissatisfied	12.00%	6
Strongly dissatisfied	6.00%	3
Don't know	6.00%	3
TOTAL		50

Q14 My child’s school encourages my child to be a responsible, respectful and engaged citizen.

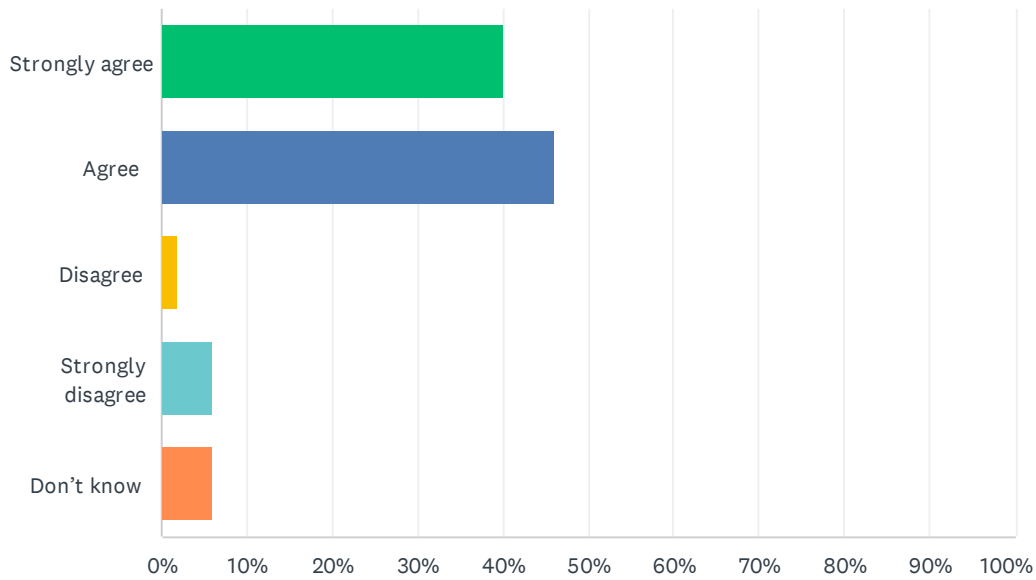
Answered: 49 Skipped: 8



ANSWER CHOICES	RESPONSES	
Strongly agree	26.53%	13
Agree	55.10%	27
Disagree	4.08%	2
Strongly disagree	2.04%	1
Don't know	12.24%	6
TOTAL		49

Q15 School staff care about my child.

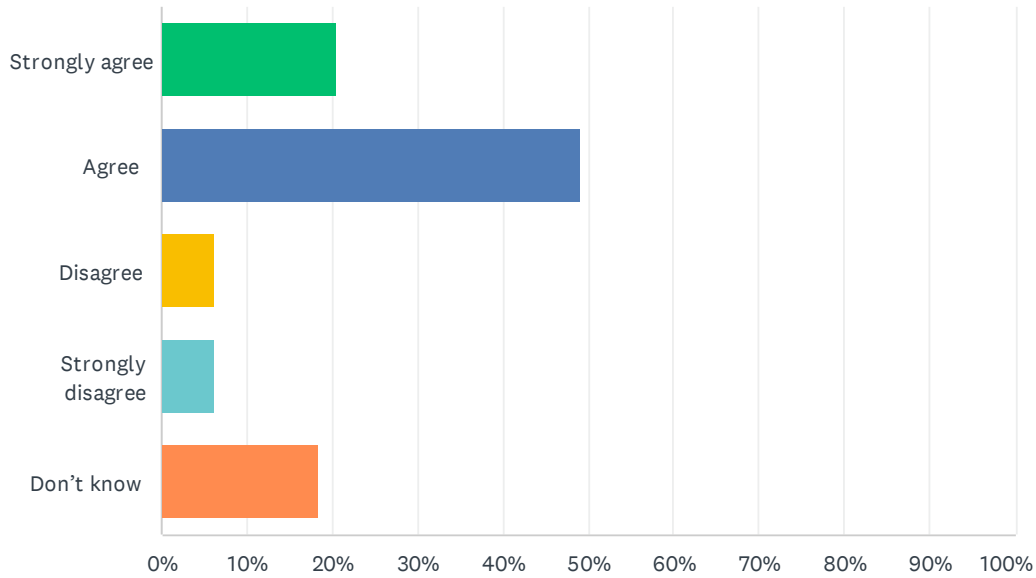
Answered: 50 Skipped: 7



ANSWER CHOICES	RESPONSES	
Strongly agree	40.00%	20
Agree	46.00%	23
Disagree	2.00%	1
Strongly disagree	6.00%	3
Don't know	6.00%	3
TOTAL		50

Q16 My child's school handles discipline fairly and reasonably.

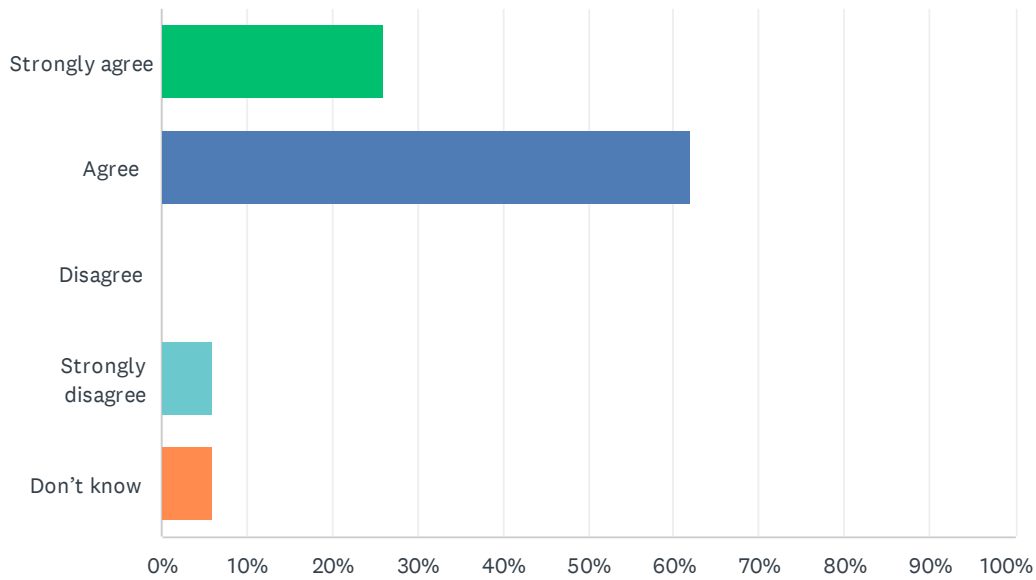
Answered: 49 Skipped: 8



ANSWER CHOICES	RESPONSES	
Strongly agree	20.41%	10
Agree	48.98%	24
Disagree	6.12%	3
Strongly disagree	6.12%	3
Don't know	18.37%	9
TOTAL		49

Q17 My child's school is safe.

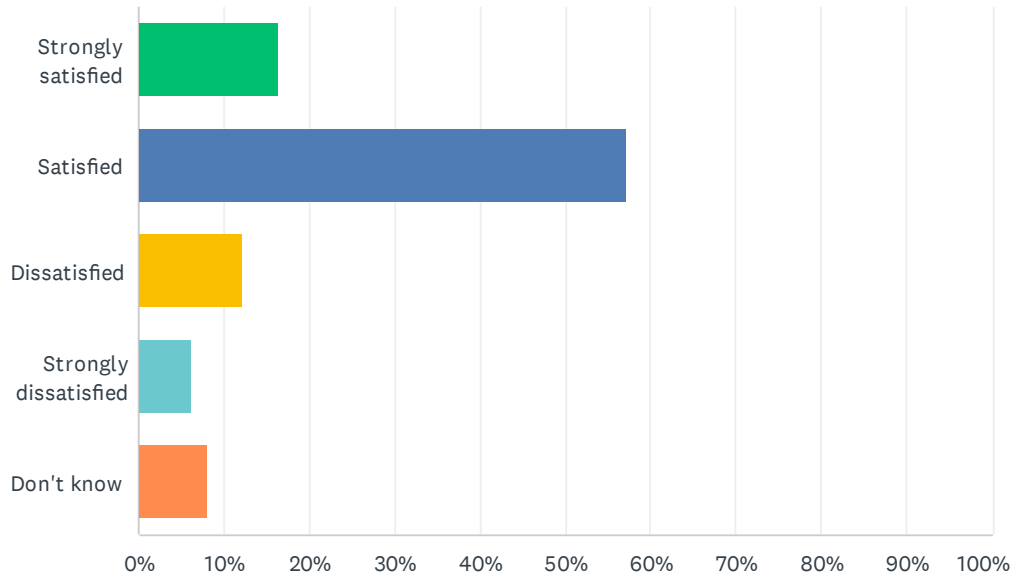
Answered: 50 Skipped: 7



ANSWER CHOICES	RESPONSES	
Strongly agree	26.00%	13
Agree	62.00%	31
Disagree	0.00%	0
Strongly disagree	6.00%	3
Don't know	6.00%	3
TOTAL		50

Q18 How satisfied are you with the resources available to support your child's learning?

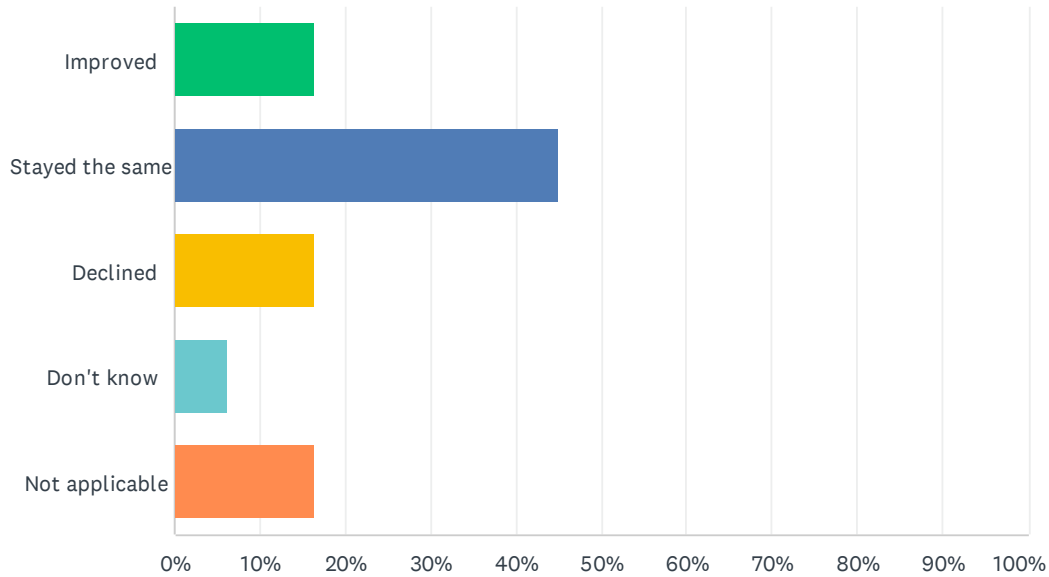
Answered: 49 Skipped: 8



ANSWER CHOICES	RESPONSES	
Strongly satisfied	16.33%	8
Satisfied	57.14%	28
Dissatisfied	12.24%	6
Strongly dissatisfied	6.12%	3
Don't know	8.16%	4
TOTAL		49

Q19 In your opinion, has the quality of education your child's experienced improved, stayed the same or declined in the past three years?

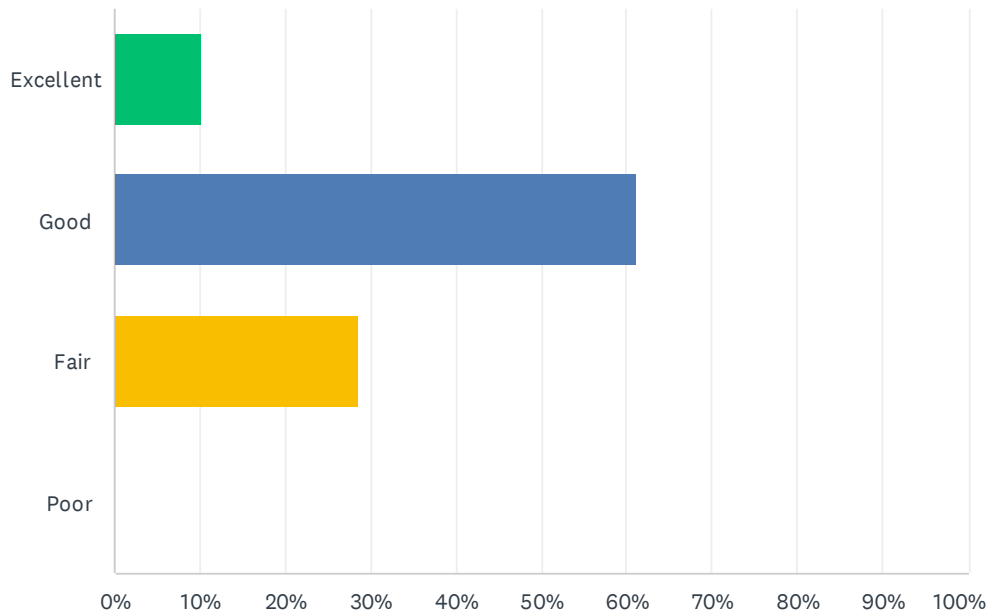
Answered: 49 Skipped: 8



ANSWER CHOICES	RESPONSES	
Improved	16.33%	8
Stayed the same	44.90%	22
Declined	16.33%	8
Don't know	6.12%	3
Not applicable	16.33%	8
TOTAL		49

Q20 How do you rate the physical condition of your child's school?

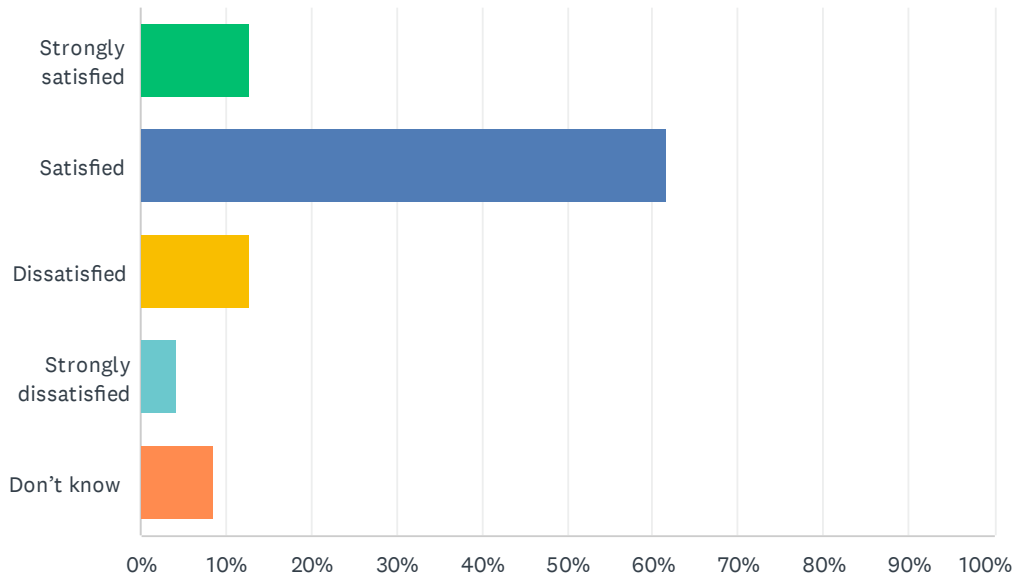
Answered: 49 Skipped: 8



ANSWER CHOICES	RESPONSES
Excellent	10.20% 5
Good	61.22% 30
Fair	28.57% 14
Poor	0.00% 0
TOTAL	49

Q21 How satisfied are you with the opportunities provided to be involved in your child's education? Refer to the EIPS Parent Engagement overview for examples of involvement and engagement opportunities that help support student success.

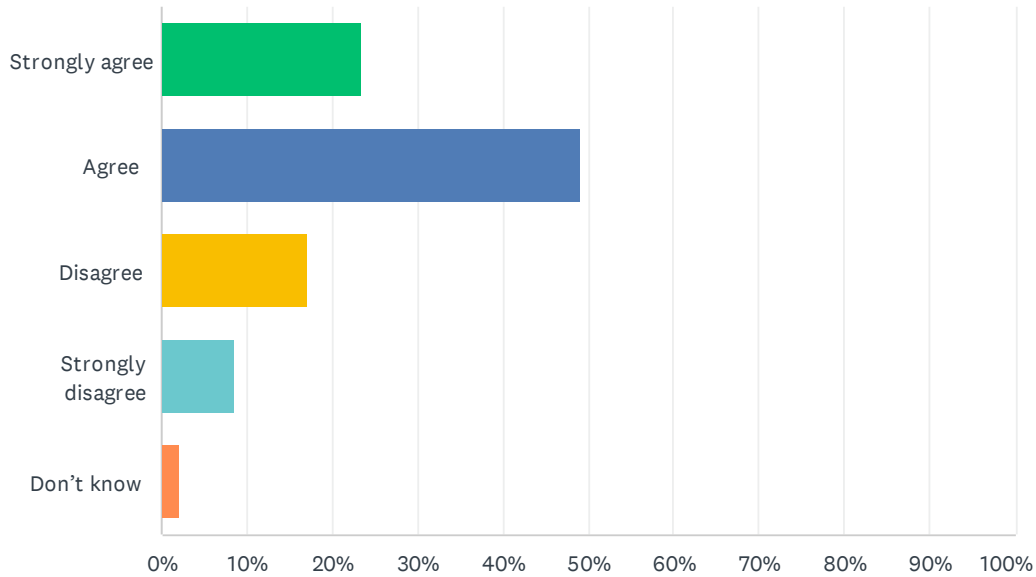
Answered: 47 Skipped: 10



ANSWER CHOICES	RESPONSES	
Strongly satisfied	12.77%	6
Satisfied	61.70%	29
Dissatisfied	12.77%	6
Strongly dissatisfied	4.26%	2
Don't know	8.51%	4
TOTAL		47

Q22 The school keeps me informed about my child's progress and achievement.

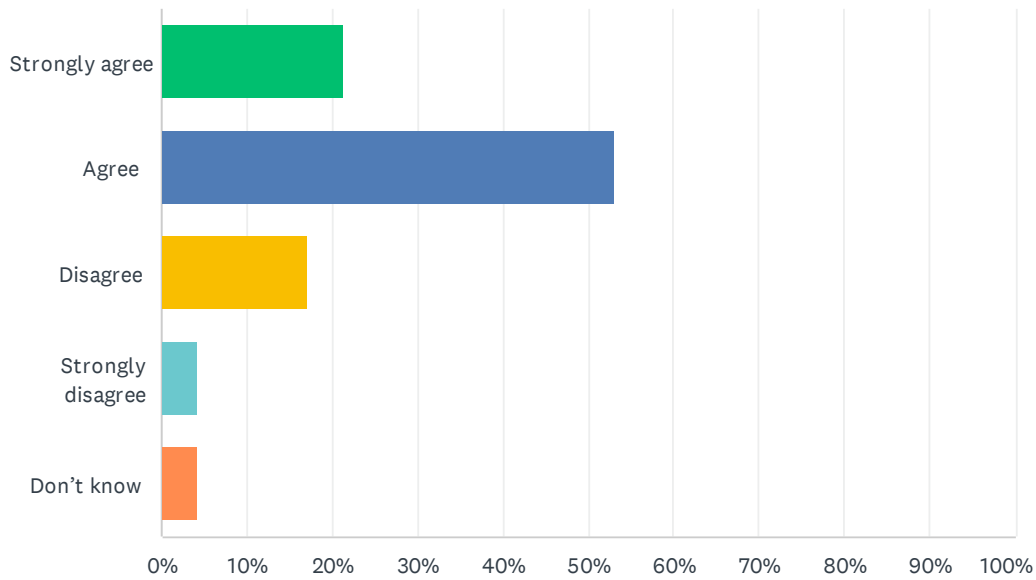
Answered: 47 Skipped: 10



ANSWER CHOICES	RESPONSES	
Strongly agree	23.40%	11
Agree	48.94%	23
Disagree	17.02%	8
Strongly disagree	8.51%	4
Don't know	2.13%	1
TOTAL		47

Q23 There is open and honest communication within my child's school.

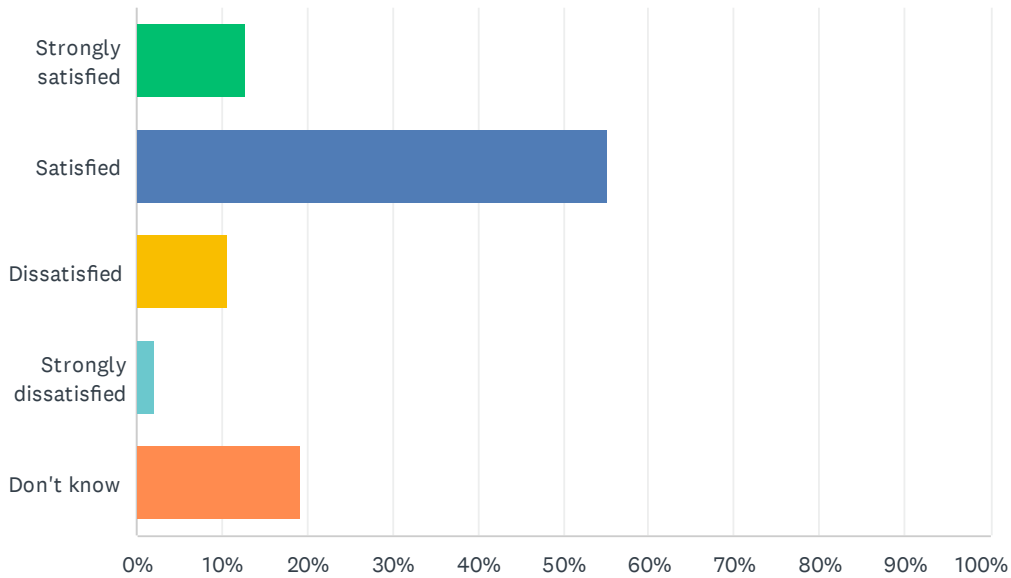
Answered: 47 Skipped: 10



ANSWER CHOICES	RESPONSES	
Strongly agree	21.28%	10
Agree	53.19%	25
Disagree	17.02%	8
Strongly disagree	4.26%	2
Don't know	4.26%	2
TOTAL		47

Q24 How satisfied are you with the Division’s commitment to engaging stakeholders—including parents and caregivers—about matters that affect decision-making and public education?

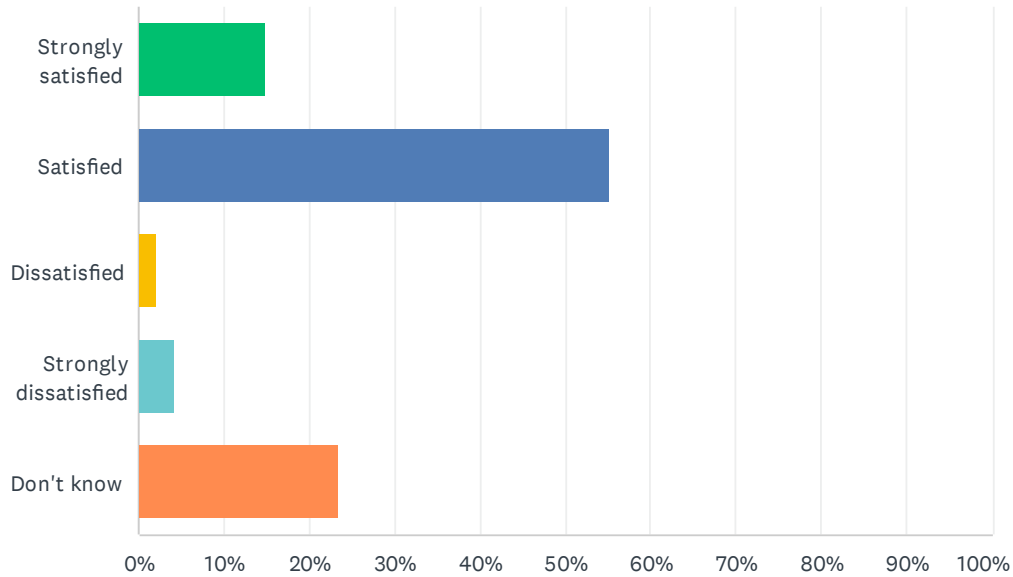
Answered: 47 Skipped: 10



ANSWER CHOICES	RESPONSES
Strongly satisfied	12.77% 6
Satisfied	55.32% 26
Dissatisfied	10.64% 5
Strongly dissatisfied	2.13% 1
Don't know	19.15% 9
TOTAL	47

Q25 How satisfied are you with the Division’s commitment to advocating for public education?

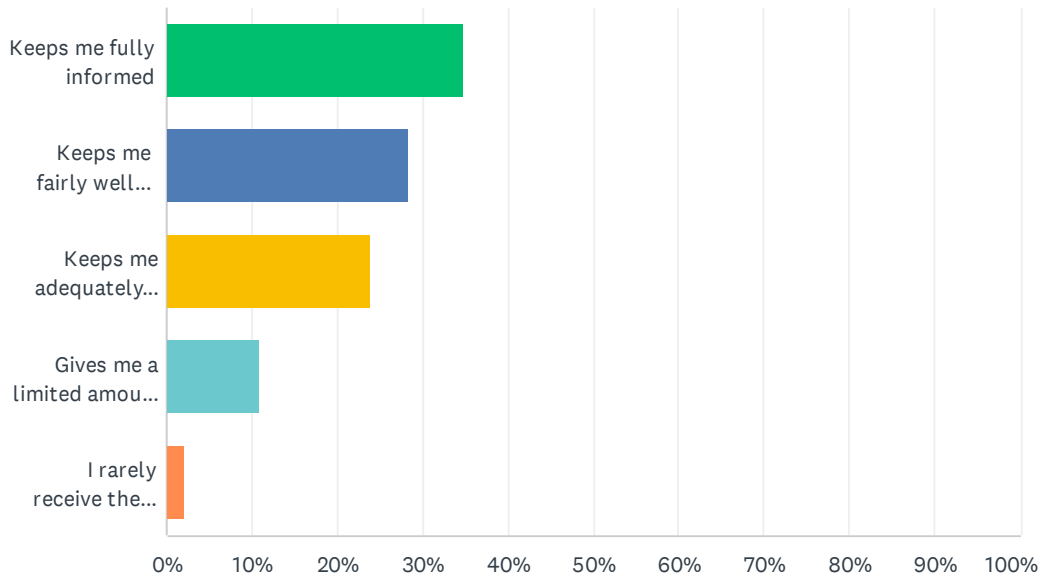
Answered: 47 Skipped: 10



ANSWER CHOICES	RESPONSES	
Strongly satisfied	14.89%	7
Satisfied	55.32%	26
Dissatisfied	2.13%	1
Strongly dissatisfied	4.26%	2
Don't know	23.40%	11
TOTAL		47

Q26 Elk Island Public Schools appreciates the opportunity to stay connected with parents about news, activities, programs and other matters of importance. What is your impression of the communication you receive from your child's school?

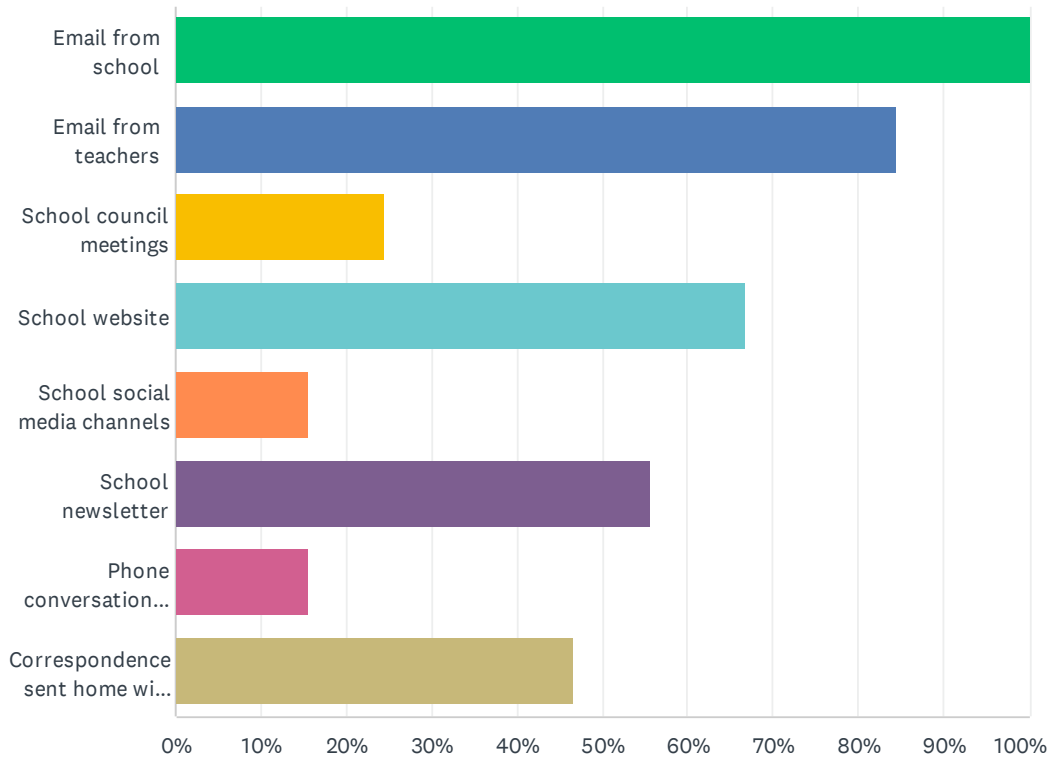
Answered: 46 Skipped: 11



ANSWER CHOICES	RESPONSES	
Keeps me fully informed	34.78%	16
Keeps me fairly well informed	28.26%	13
Keeps me adequately informed	23.91%	11
Gives me a limited amount of information	10.87%	5
I rarely receive the information I need	2.17%	1
TOTAL		46

Q27 Do you regularly make use of the following to keep up to date on school activities, programs, etc.? Check all that apply.

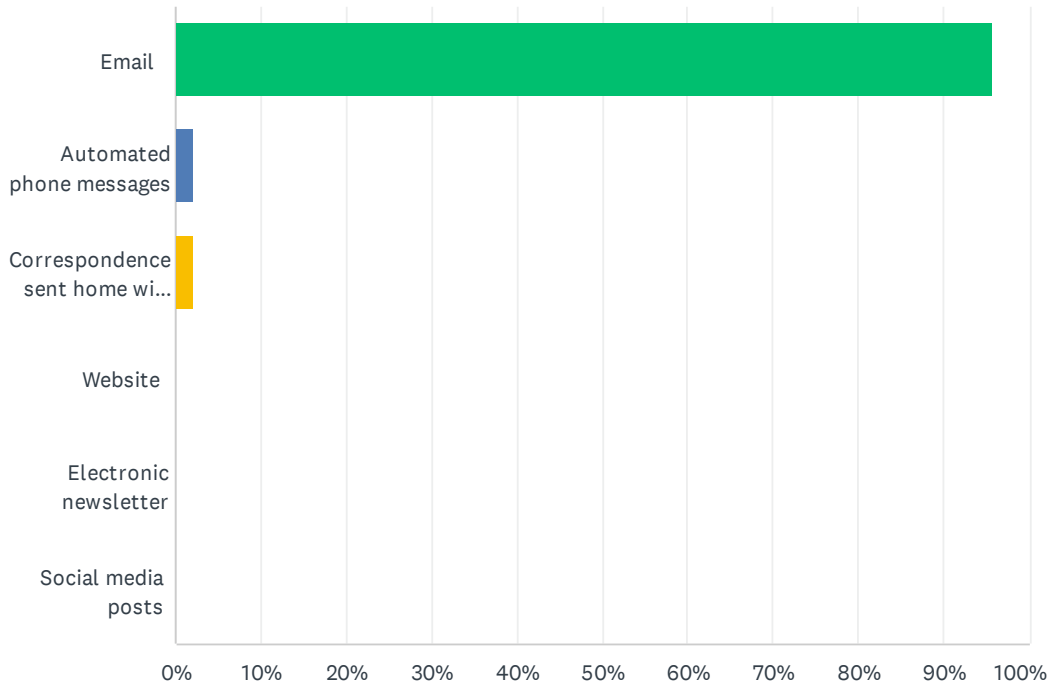
Answered: 45 Skipped: 12



ANSWER CHOICES	RESPONSES	
Email from school	100.00%	45
Email from teachers	84.44%	38
School council meetings	24.44%	11
School website	66.67%	30
School social media channels	15.56%	7
School newsletter	55.56%	25
Phone conversations with the school or teachers	15.56%	7
Correspondence sent home with my child	46.67%	21
Total Respondents: 45		

Q28 What is your most preferred method of communication from the school and Division?

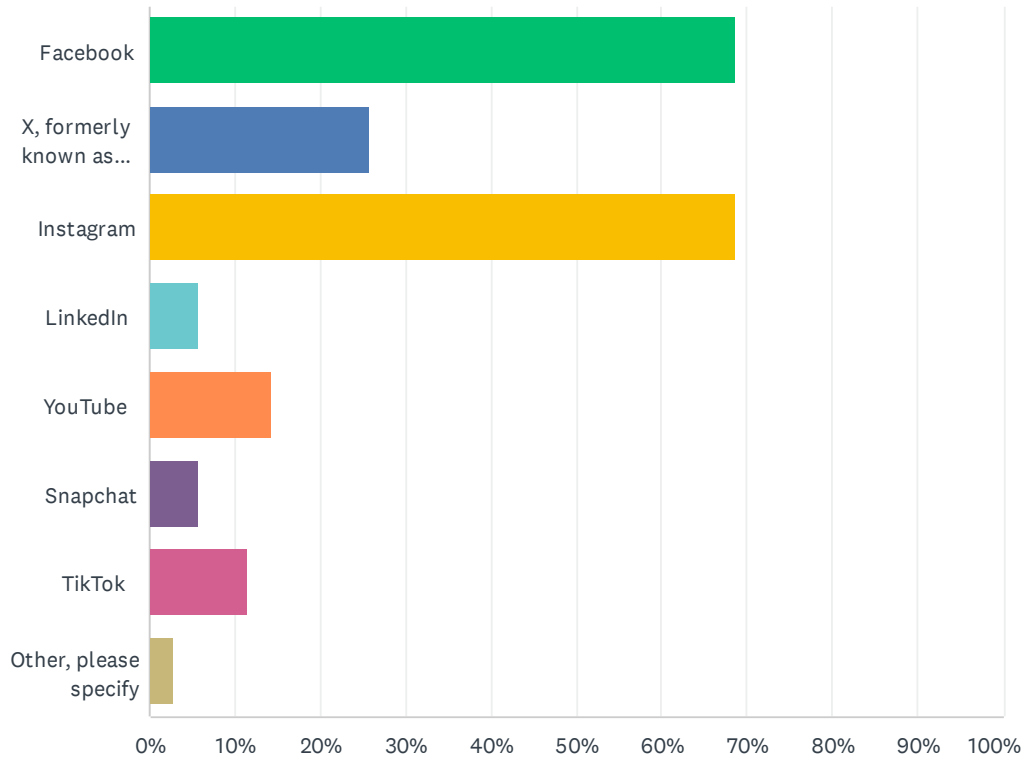
Answered: 46 Skipped: 11



ANSWER CHOICES	RESPONSES	
Email	95.65%	44
Automated phone messages	2.17%	1
Correspondence sent home with my child	2.17%	1
Website	0.00%	0
Electronic newsletter	0.00%	0
Social media posts	0.00%	0
TOTAL		46

Q29 The Division and schools often share news and information on social media. Which of the following platforms do you use? Check all that apply.

Answered: 35 Skipped: 22



ANSWER CHOICES	RESPONSES	
Facebook	68.57%	24
X, formerly known as Twitter	25.71%	9
Instagram	68.57%	24
LinkedIn	5.71%	2
YouTube	14.29%	5
Snapchat	5.71%	2
TikTok	11.43%	4
Other, please specify	2.86%	1
Total Respondents: 35		